

**BU PLAY**

**CAPTAINS  
TRAINING**



# WHAT IS BUCS PLAY?

---



- New for 2019-20, BUCS Play replaces BUCScore as the hub for **ALL** domestic British university sport competitions.
- The new mobile app will be used for **BOTH** league programmes and events.
- **EVERY** athlete who wishes to compete in a BUCS event or for a BUCS team must download the BUCS Play app and create an account to be eligible to participate





***YOU CAN'T PLAY  
WITHOUT IT***

# CAPTAIN



**in BUCS Play can be defined as**

An individual within an institution's sports club who is responsible for the players in their team and for the selection of these individuals for fixtures\*

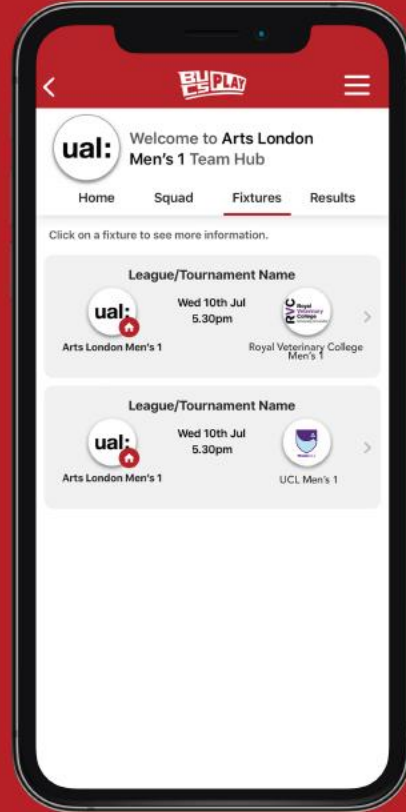
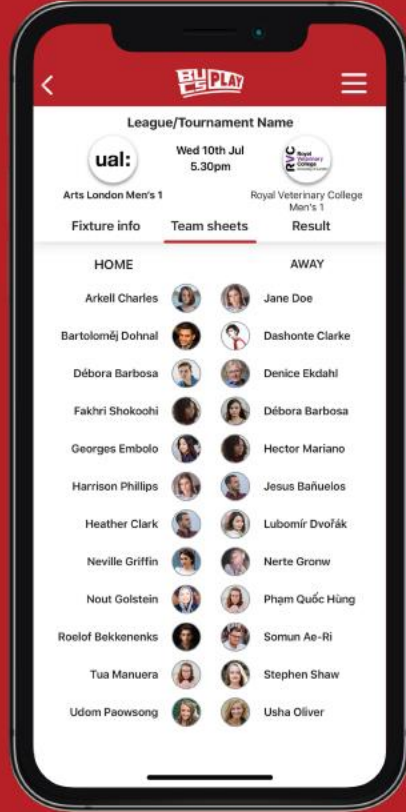
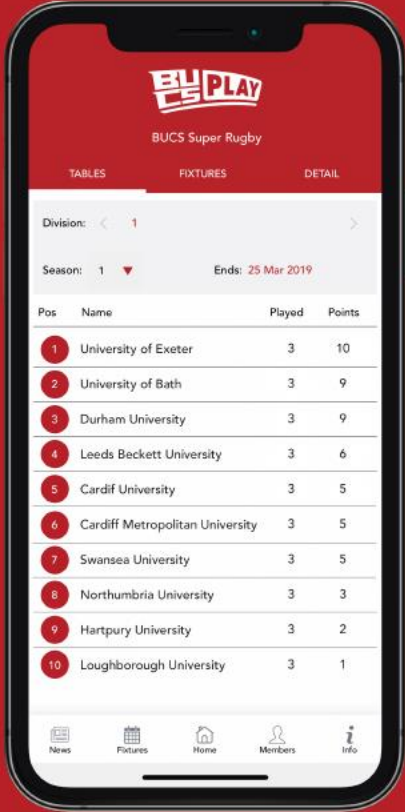
\*This doesn't have to be a team captain and can be a coach or other individual with these responsibilities

# A CAPTAIN'S JOB

---



- #1** Entering scores (home team only)
- #2** Setting pre-match team sheets
- #3** Reviewing opposing team's team sheets
- #4** Managing your team



 **LEAGUE TABLES**

**TEAM SHEETS** 

 **FIXTURES RESULTS**

# BECOME A CAPTAIN



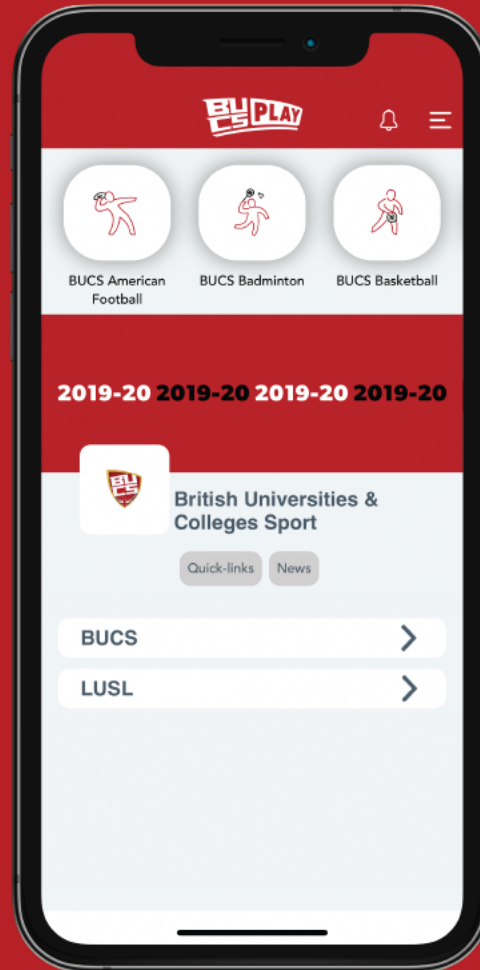
**STEP 1**  
Download the  
BUCS Play app



**STEP 2**  
Create a BUCS  
Play account



**STEP 3**  
Find and join  
your sport



**STEP 4**  
Find and join  
your team



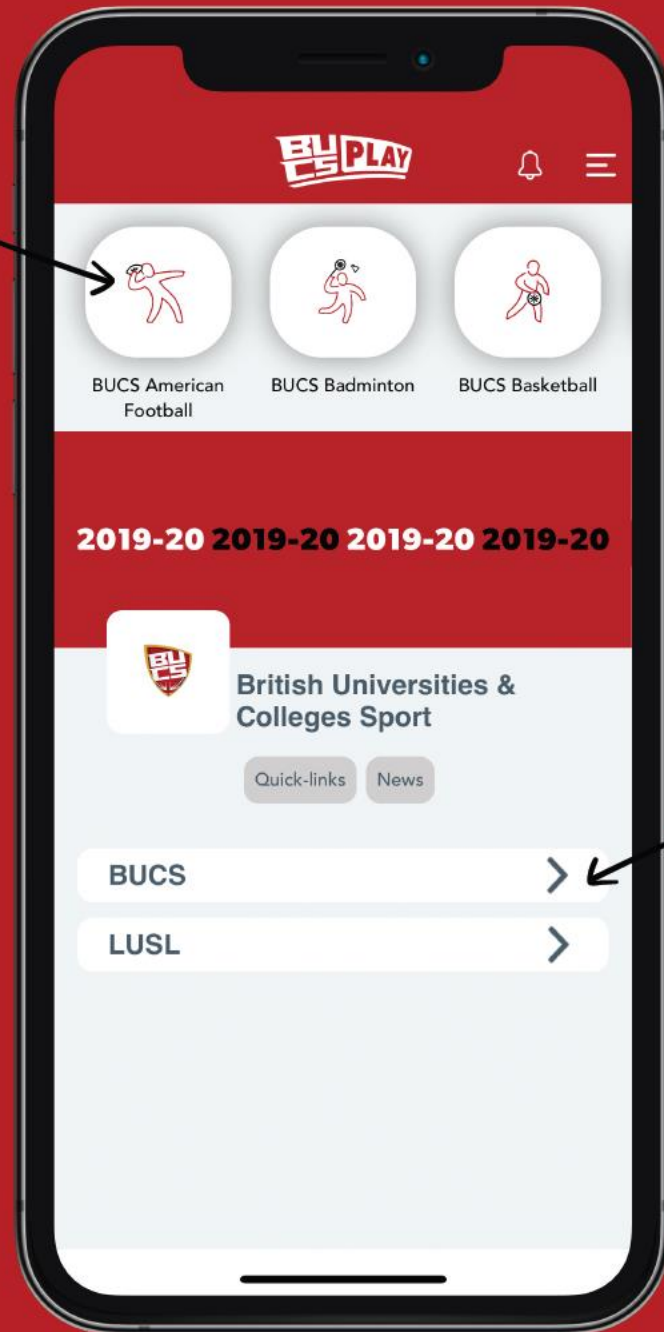
**STEP 5**  
Wait for your institution  
to select you as a captain



**STEP 6**  
Get notified when  
you've been picked



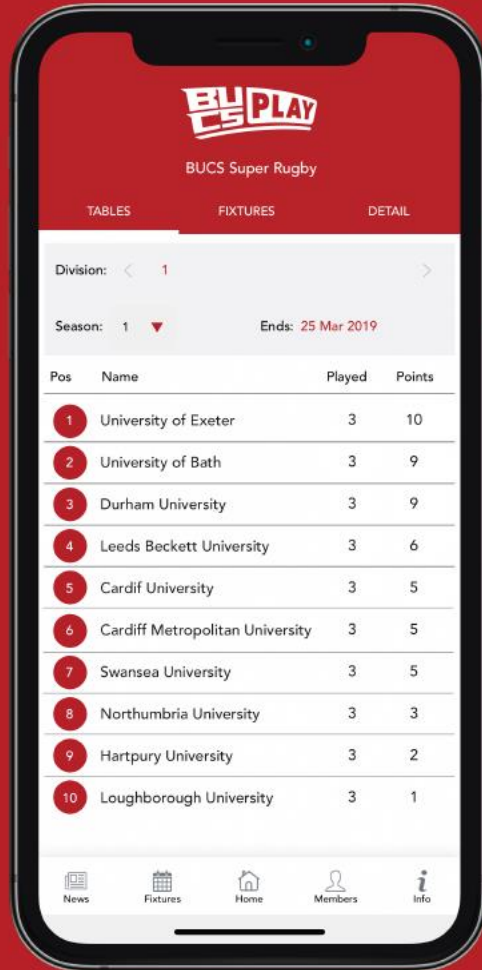
**SPORTS  
YOU HAVE  
JOINED**



**ALL SPORTS**



# VIEW LEAGUE TABLES



The smartphone screen shows the BU PLAY app interface for BUCS Super Rugby. At the top, the BU PLAY logo is displayed above the text 'BUCS Super Rugby'. Below this are three tabs: TABLES (selected), FIXTURES, and DETAIL. The interface shows filters for 'Division: 1' and 'Season: 1' with a dropdown arrow, and 'Ends: 25 Mar 2019'. A table lists the league standings with columns for Position, Name, Played, and Points. The bottom navigation bar includes icons for News, Fixtures, Home, Members, and Info.

| Pos | Name                            | Played | Points |
|-----|---------------------------------|--------|--------|
| 1   | University of Exeter            | 3      | 10     |
| 2   | University of Bath              | 3      | 9      |
| 3   | Durham University               | 3      | 9      |
| 4   | Leeds Beckett University        | 3      | 6      |
| 5   | Cardif University               | 3      | 5      |
| 6   | Cardiff Metropolitan University | 3      | 5      |
| 7   | Swansea University              | 3      | 5      |
| 8   | Northumbria University          | 3      | 3      |
| 9   | Hartpury University             | 3      | 2      |
| 10  | Loughborough University         | 3      | 1      |



**STEP 1**  
Enter your sport



**STEP 2**  
Select leagues



**STEP 3**  
Find your league

# VIEW FIXTURES



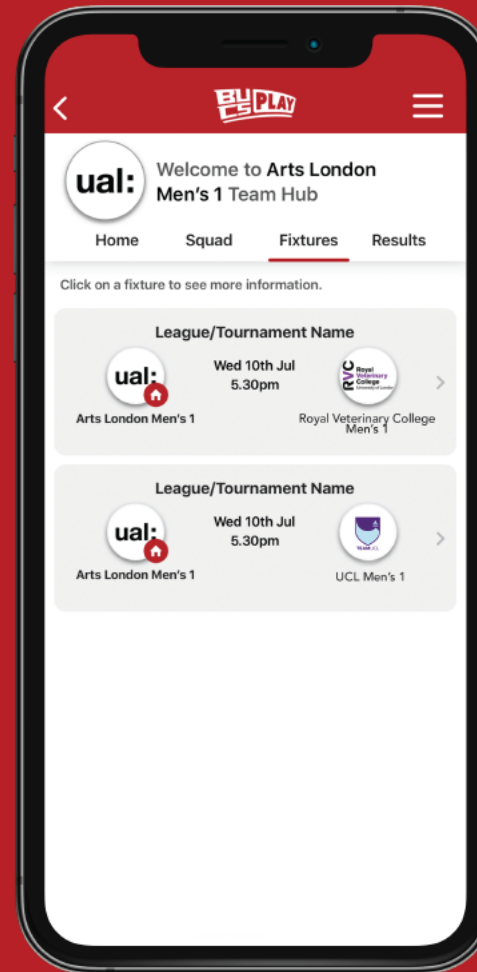
**STEP 1**  
Find your sport



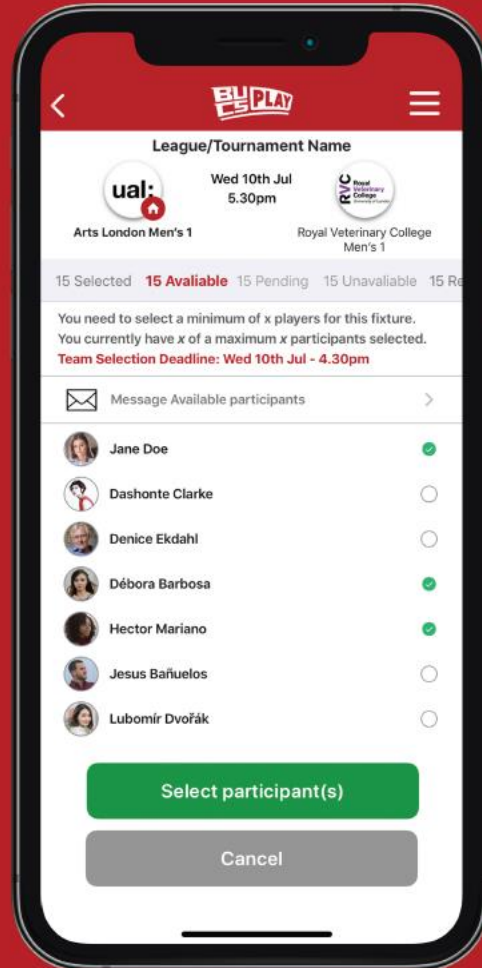
**STEP 2**  
Go to team



**STEP 3**  
Go to fixtures



# TEAM SELECTION



**STEP 1**  
Find your team  
within your sport



**STEP 2**  
Select the relevant  
fixture



**STEP 3**  
Pick your athletes  
for your team

# ACCEPT A TEAM SHEET



## STEP 1

Find your team within your sport



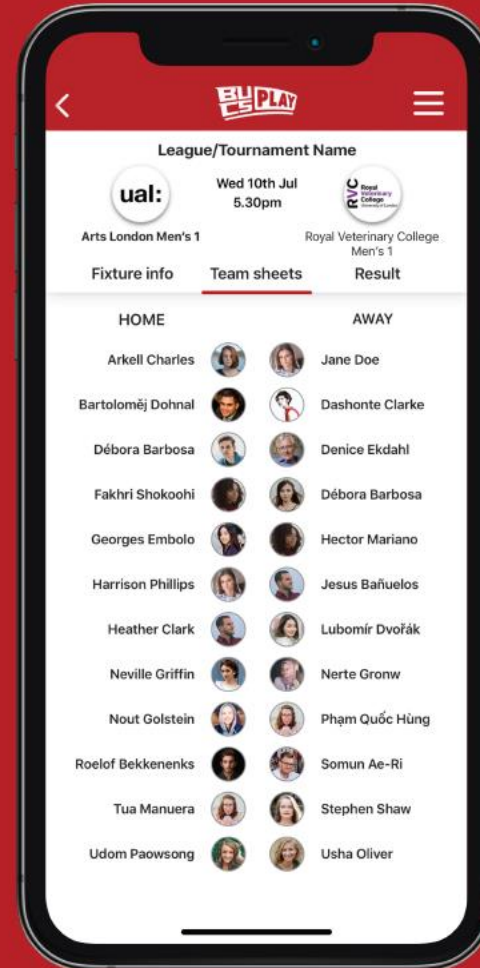
## STEP 2

Select the relevant fixture

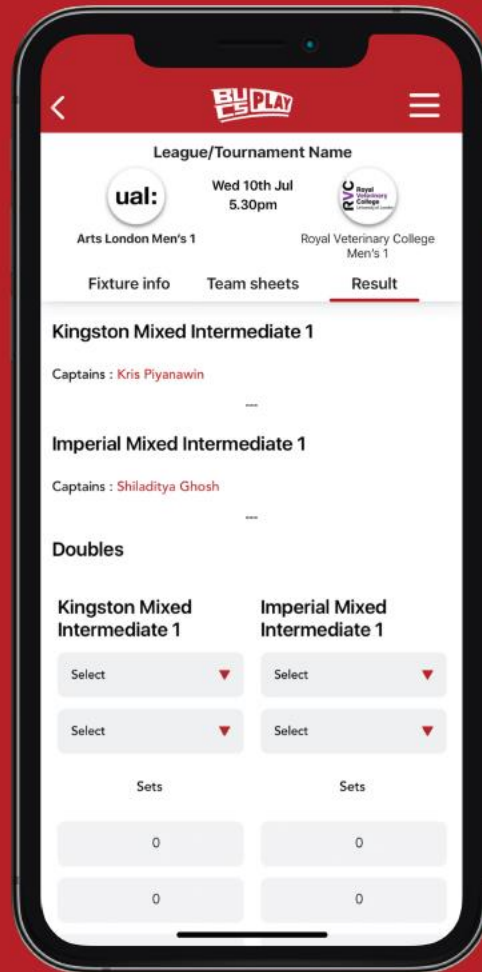


## STEP 3

Accept opposition team sheet



# ENTER A SCORE (HOME TEAM)



**STEP 1**  
Find your team  
within your sport



**STEP 2**  
Select the relevant  
fixture



**STEP 3**  
Enter match  
result

# MATCHDAY CHECKLIST



**FILL OUT YOUR  
TEAM SHEET**



**GO TO YOUR  
FIXTURE VENUE**



**APPROVE OPPONENTS  
TEAM SHEET**



**PLAY FIXTURE**



**SUBMIT YOUR  
RESULT**

# MARKETING RESOURCES

---

- All the help you need to get your team on the app
- Marketing pack with social media graphics
- Incentives
  - Get students to show you their BUCS Play before training
  - Can you think of any other creative ideas?





***WHAT DOES YOUR  
TEAM NEED TO KNOW?***



# JOIN A TEAM




**STEP 1**  
Download the  
BUCS Play app



**STEP 2**  
Create a BUCS  
Play account



**STEP 3**  
Find and join  
your sport



**STEP 4**  
Find and join  
your team



**STEP 5**  
Await approval from  
your institution



**STEP 6**  
You're now  
ready to PLAY!



**QUESTIONS**

